

NO.	NAME	MATERIAL
1	HOUSING	PBT / Nylon
2	PIN TERM.	PHOS. BRONZE
3	SHELL	BRASS
4	HOUSING COVER	PBT / Nylon

# SUB-110P \*- \*- \*

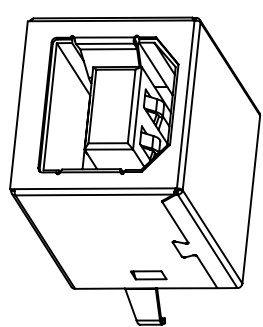
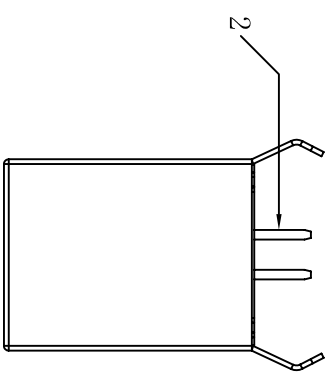
Series \_\_\_\_\_  
 Type \_\_\_\_\_  
 Color \_\_\_\_\_  
 B : Black  
 W : White

Shell  
 N : Nickel Plated  
 T : Tin Plated  
 F : SPCC

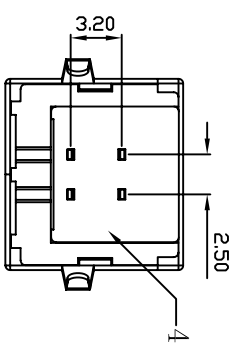
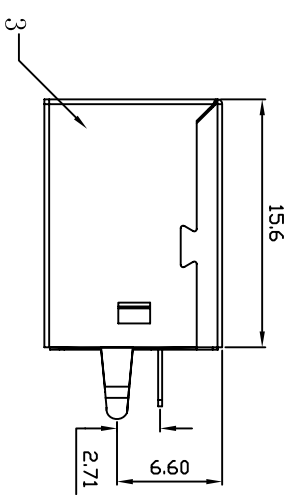
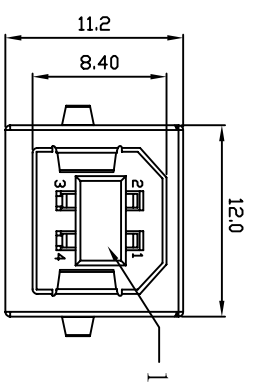
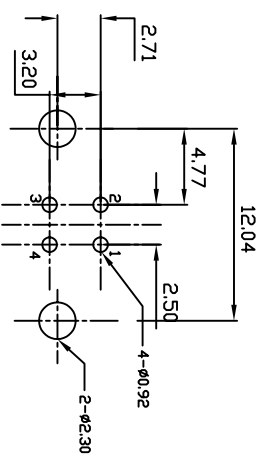
Version  
 1 : 1.1(1~3u")  
 2 : 2.0(30U"±5%)

Material  
 B : PBT  
 P : Nylon

REV	ZONE	REVISION	DATE	APPD.



## SUGGESTED PCB LAYOUT TOP VIEW



APPROVED BY  
**KINSWOOD ELECTRONICS CORP.**

COMPUTER NO. \_\_\_\_\_ UNIT \_\_\_\_\_ SCALE \_\_\_\_\_ PART NAME \_\_\_\_\_

MODEL	SUB-110P *- *- *	PAGE 1 OF 1	APPD.	CKD.	DWG.	DATE	TOLERANCE	PART NAME	REV.
			Michael	David	2007-01-18	0.000mm ± 0.075mm 0.00 mm ± 0.15 mm 0.0 mm ± 0.25 mm	1 : 1	USB. TYPE B	A.0