

NO.	NAME	MATERIAL
1	HOUSING	PBT / Nylon
2	PIN TERM.	BRASS
3	SHELL	BRASS/SPCC

SUA-112M3 * - * * *

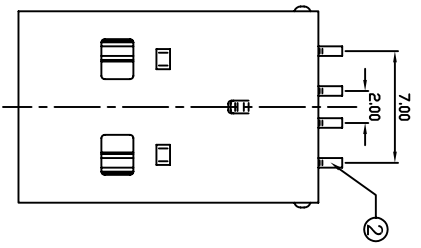
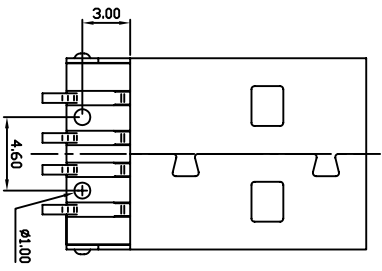
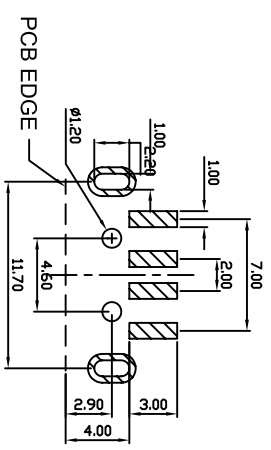
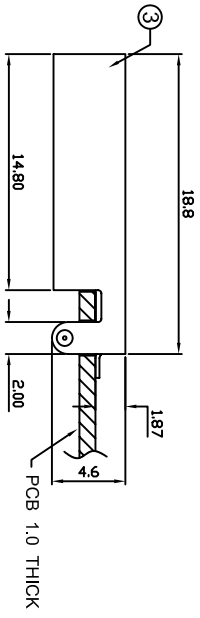
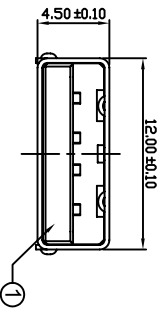
Series _____
 Type _____
 Color _____
 B : Black
 W : White

Shell _____
 N : Nickel Plated
 T : Tin Plated
 F : SPCC

Version _____
 1 : 1.1(1~3u")
 2 : 2.0(30u"±5%)

Material _____
 B : PBT
 P : Nylon

REV	ZONE	REVISION	DATE	APPD.



**SUGGESTED PCB LAYOUT
TOP VIEW**

APPROVED BY
KINWOOD ELECTRONICS CORP.

COMPUTER NO. _____ UNIT _____ SCALE _____ PART NAME _____

APPD. CKD. DWG. DATE TOLERANCE USB. TYPE A PLUG FLAT90° SMT

MODEL SUA-112M3 * - * * * PAGE 1 OF 1 Michael Valiant 2007-04-17 0.000mm ± 0.075mm 0.00 mm ± 0.15 mm 0.0 mm ± 0.25 mm REV. A.0