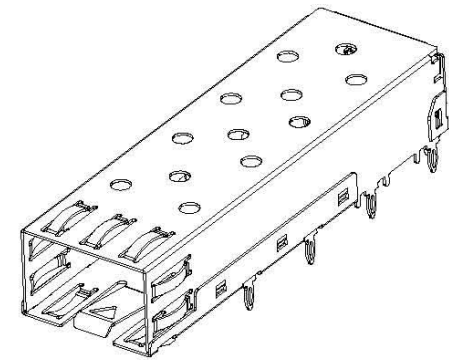
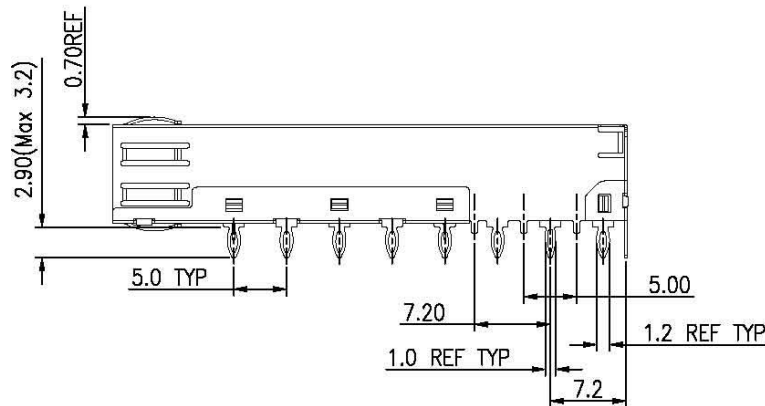
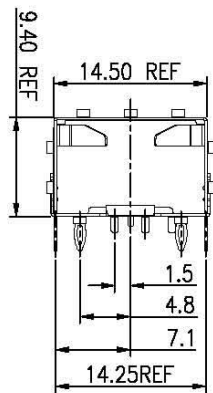
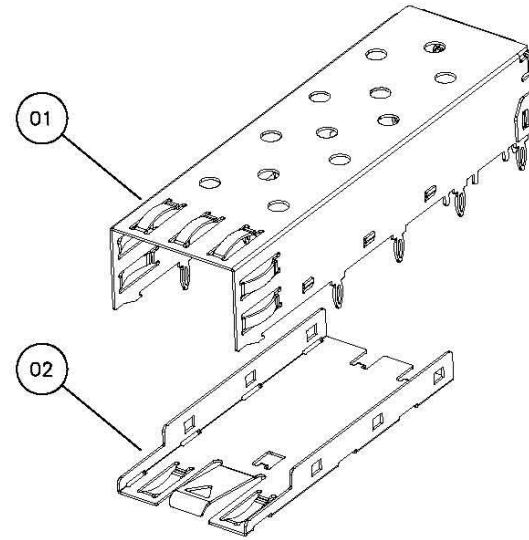
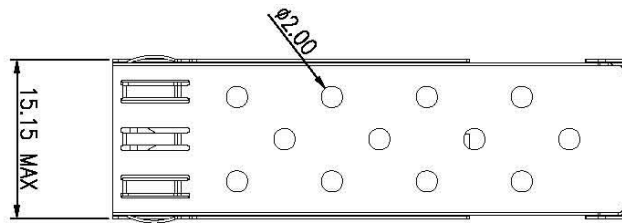


REV.	ECN NO.	DATE



NOTE:

1, DESCRIPTION	Q'ty	MATERIAL	PLATING
01 SFP TOP CAGE (Non-Logo)	1PCS	COPPER ALLOY	Ni FOR ALL
02 SFP BOTTOM CAGE (Non-Logo)	1PCS	COPPER ALLOY	Ni FOR ALL

2, TEMPERATURE:

OPERATION: -55°C~+85°C  
 STORAGE: -55°C~+85°C

RoHS Compliant

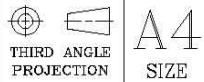
TOLERANCES  
 .0 ± 0.25  
 .00 ± 0.20  
 .000 ± 0.15

Material: SEE NOTE  
 Finish: N/A  
 SHEET 1 OF 2

Designed: Neil  
 Checked:  
 Approved:

NAME: SFP 1X1 CAGE (Press-fit)  
 DWG NO:  
 PART NO:

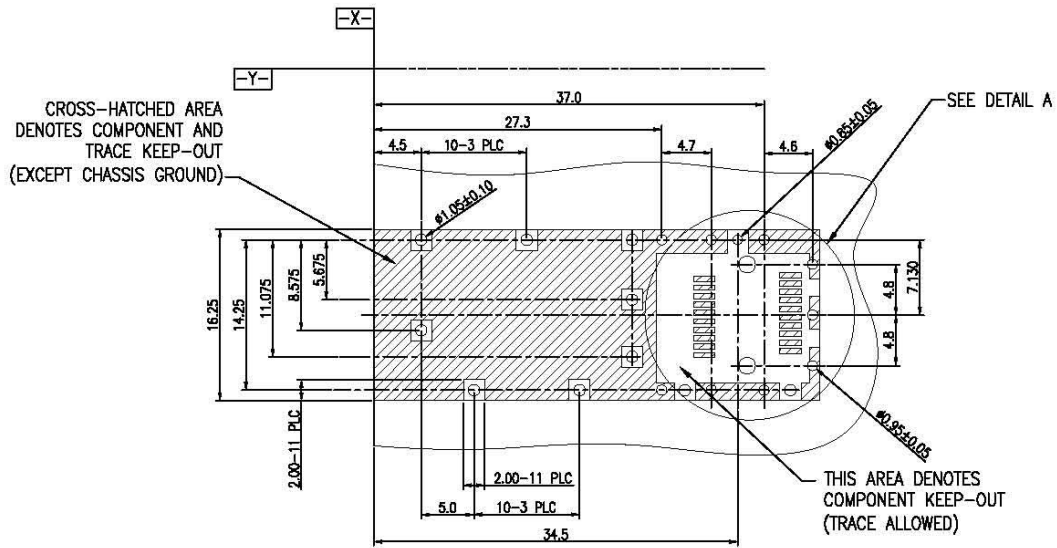
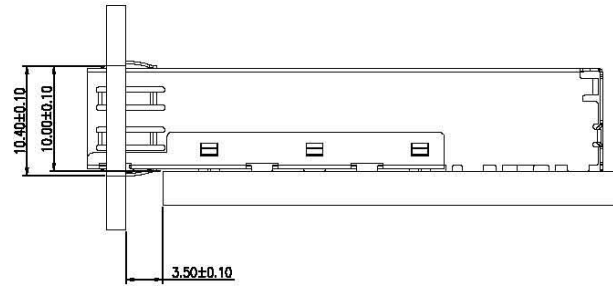
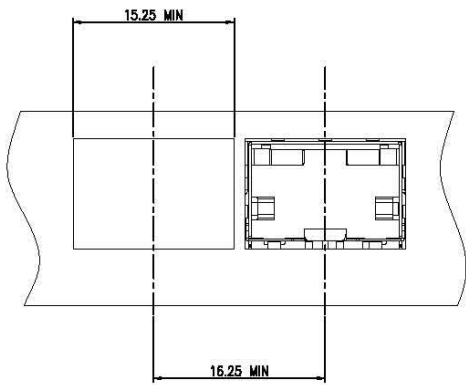
REV.  
 00



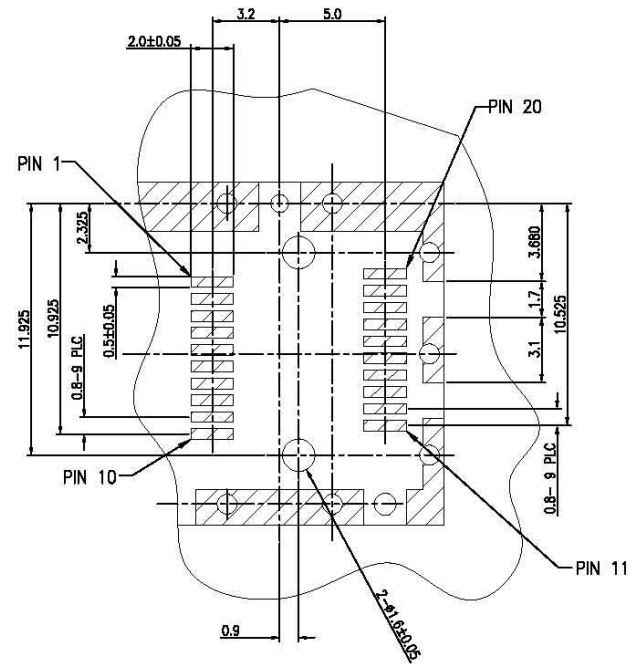
SCALE: 1:1  
 UNIT: mm  
 CUSTOMER: N/A  
 MODEL NO: N/A

ANGLES ± 0.5

REV.	ECN NO.	DATE



PCB LAYOUT THICKNESS=3.0mm (TOP VIEW)



DETAIL A  
SCALE 2:1

RoHS Compliant

				TOLERANCES	Material: SEE NOTE	Designed: Neil	NAME: SFP 1X1 CAGE (Press-fit)	
				.0 ± 0.25	Finish: N/A	Checked:	DWG NO:	
				.00 ± 0.20				Approved:
				.000 ± 0.15	SHEET 2 OF 2		REV.	
				ANGLES ± 0.5				
		SCALE	UNIT	CUSTOMER: N/A				
THIRD ANGLE PROJECTION	SIZE	1:1	mm	MODEL NO:				