

# SPECIFICATION FOR APPROVAL

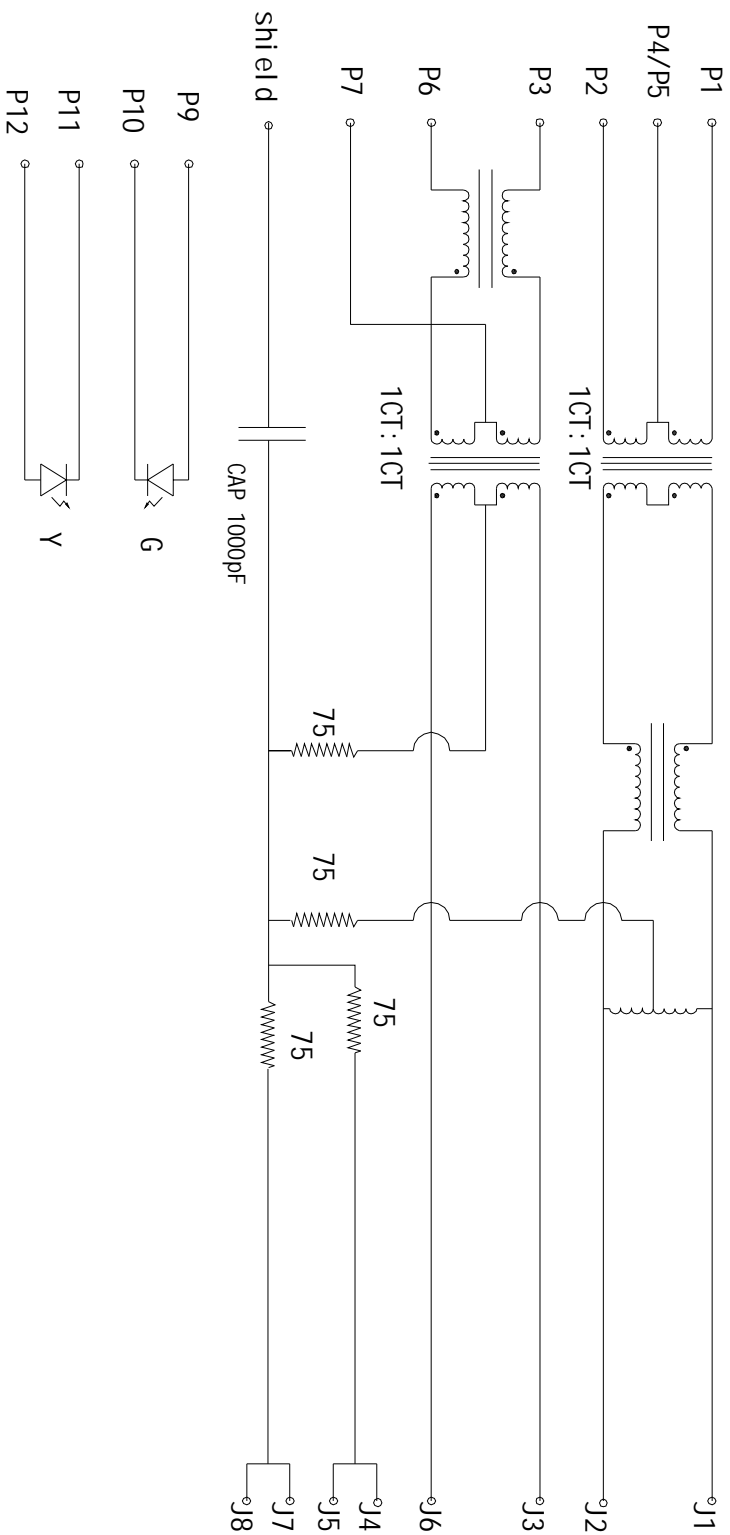
PRODUCT NAME: RJ45+USB with transformer and LED, W/O  
EMI, 10/100BT, \_\_\_\_\_

PRODUCT NO : KW-70014-2  
\_\_\_\_\_

CUSTOMER NO : \_\_\_\_\_

REV : \_\_\_\_\_

DATE : \_\_\_\_\_

# ELECTRICAL SPECIFICATIONS:

- 1.0 TURNS RATIO: (P1-P2) : (J1-J2) : 1:1 ±3%
- (P3-P6) : (J3-J6) : 1:1 ±3%
- 2.0 INDUCTANCE: (P1-P2) : 350uH MIN @ 0.1V, 100KHZ, 8mA DC BIAS
- (P3-P6) : 350uH MIN @ 0.1V, 100KHZ, 8mA DC BIAS
- 3.0 LEAKAGE INDUCTANCE: P1-P2 (WITH J1 AND J2 SHORT) : 0.3uH MAX @ 1 MHZ
- P3-P6 (WITH J3 AND J6 SHORT) : 0.3uH MAX @ 1 MHZ

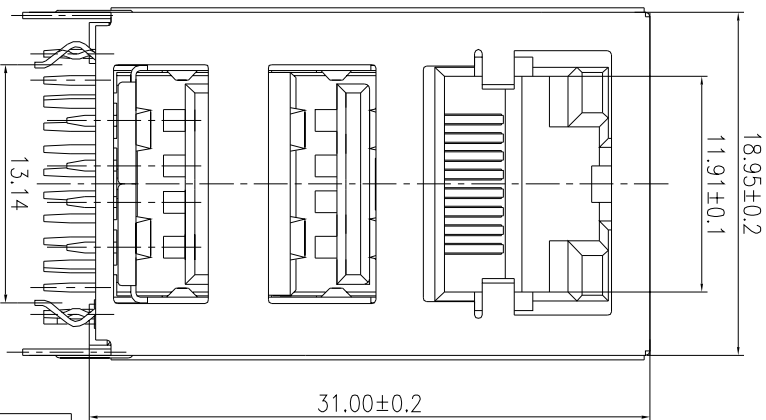
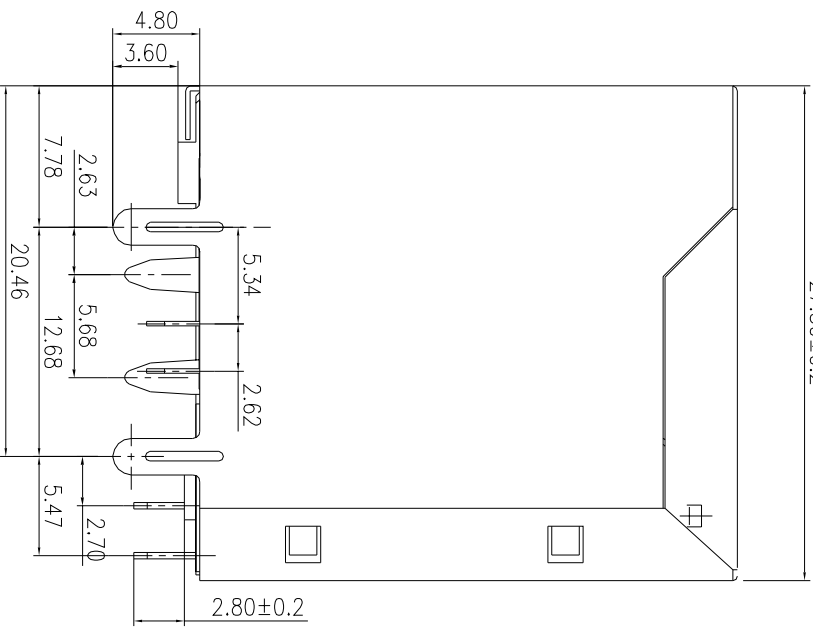
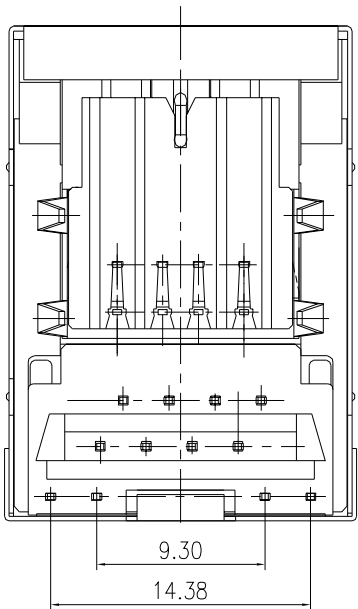
SIZE	DRAWING NO.	REV
A	KW-70014-2	01
SCALE		SHEET
N/A		2 OF 7

- 4. 0 INTERWINDING: CAPACITANCE: (P1~P2): (J1~J2)  
 (P3~P6): (J3~J6) : 30pF MAX @ 1MHZ  
 : 30pF MAX @ 1MHZ
- 5. 0 DC RESISTANCE: (J1~J2) : (P3~P6) : 1.2 OHMS MAX
- 6. 0 RETURN LOSS: 1MHZ TO 30MHZ : -18dB MIN  
 30MHZ TO 80MHZ : -12dB MIN
- 7. 0 DIELECTRIC WITHSTAND: (P1~P2): (J1~J2) : 1500VAC  
 (P3~P6): (J3~J6) : 1500VAC
- 8. 0 INSERTION LOSS: RS=RL=1000HM : -1.1dB MIN  
 100KHZ TO 80MHZ
- 9. 0 RISE TIME: RS=100 OHMS AND RL=1000HMS : 3.0NS MAX  
 OUTPUT VOLTAGE=1V PEAK : 3.0NS MAX  
 PULSE WIDTH= 112ns
- 10. 0 CROSS TALK: 1MHZ TO 100MHZ 40dB TYP
- 11. 0 COMMON TO COMMON MODE ATTENUATION: 30MHZ TO 100MHZ : 35dB TYP

SIZE	DRAWING NO.	REV
A	KW-70014-2	01

SCALE	SHEET
N/A	3 OF 7

# MECHANIC SPECIFICATIONS:



## NOTES:

1. CONNECTOR MATERIALS:
  - HOUSING: THERMOPLASTIC UL94 V-0
  - CONTACT/SHIELD: COOPER ALLOY
  - SHIELD PLATING: NICKEL OR TIN
  - CONTACT PLATING: SELECTIVE GOLD,
    - 50 MICRO-INCHS MIN.
    - 30 MICRO-INCHS MIN.
    - 15 MICRO-INCHS MIN.
    - 6 MICRO-INCHS MIN.
    - 3 MICRO-INCHS MIN.
2. PIN NOT ELECTRICALLY CONNECTED MAYBE OMITTED
3. TOLERANCES COMPLY WITH F. C. C DIMENSION REQUIREMENTS
4. WAVE SOLDER COMPATIBLE-PREHEAT 125 C DEGREE/90SECS

SIZE	DRAWING NO.	REV
A	KW-70014-2	01

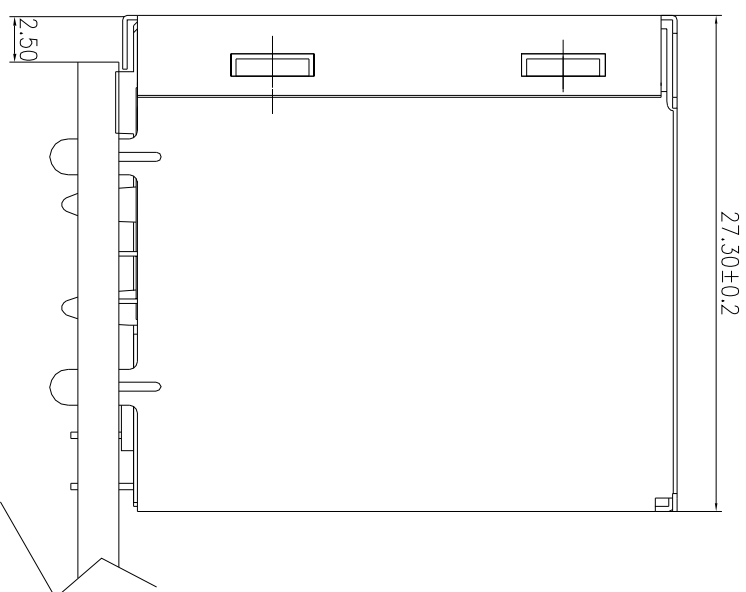
SCALE	SHEET
N/A	4 OF 7





.015" [0.38] FROM TOP OF PCB TO BOTTOM OF OPENING.

1 SUGGESTED PANEL OPENING (N. T. S)



1. THE SUGGESTED PANEL OPENING IS INTENDED TO GIVE THE USER THE ABILITY TO HAVE REASONABLE JACK/PANEL CLEARANCES CAPABILITY.
2. ALL TOLERANCES NOT OTHERWISE SPECIFIED TO BE  $\pm 0.005$  INCH (0.13)

SIZE	DRAWING NO.	REV
A	KW-70014-2	01
SCALE		SHEET
N/A		6 OF 7