

SPECIFICATION FOR APPROVAL

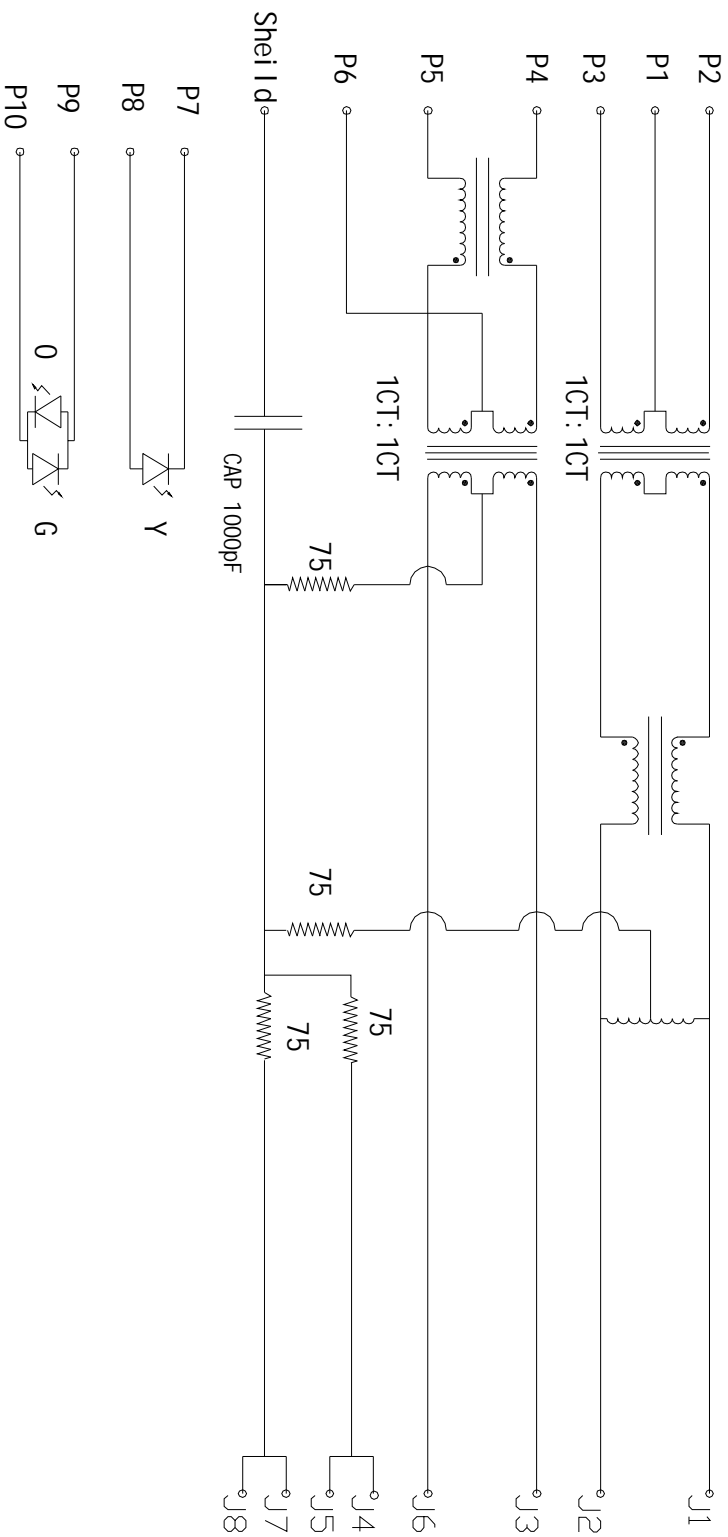
PRODUCT NAME: RJ45+USB with transformer and
EMI , LED, 10/100BT,

PRODUCT NO : KW-70011

CUSTOMER NO : _____

REV : _____

DATE : _____



ELECTRICAL SPECIFICATIONS:

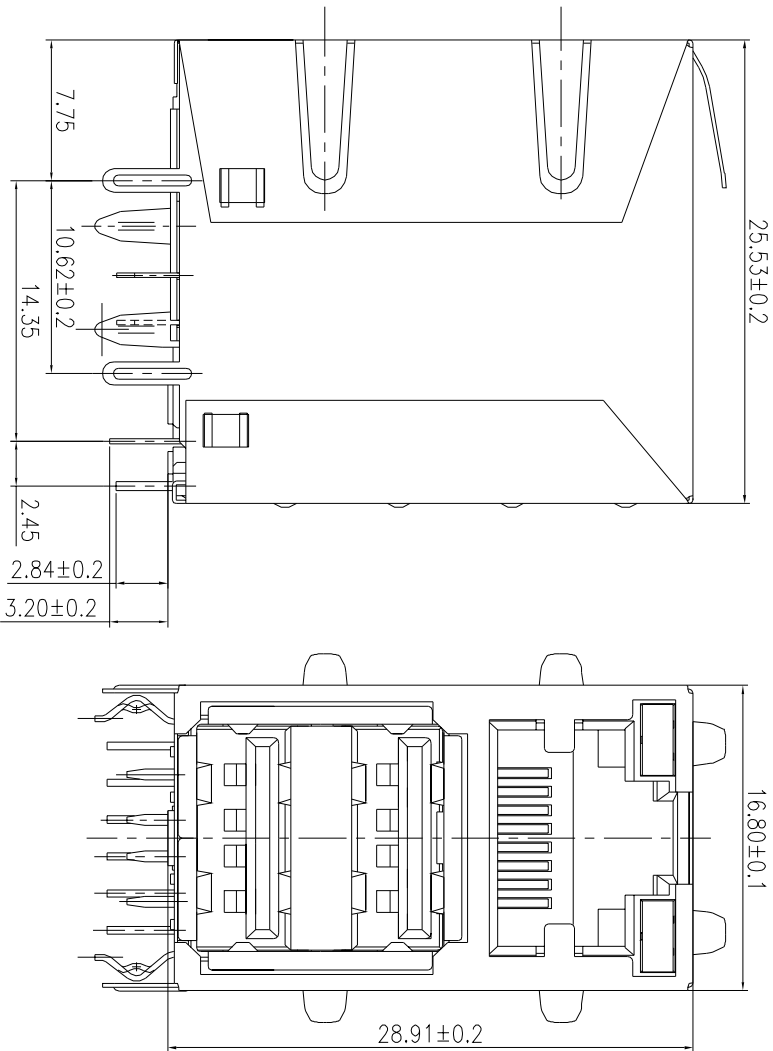
- 1. 0 TURNS RATIO: (P2~P3) : (J1~J2) : 1 : 1 ±3%
(P4~P5) : (J3~J6) : 1 : 1 ±3%
- 2. 0 INDUCTANCE: (P2~P3) : 350uH MIN @ 0.1V, 100KHZ, 8mA DC BIAS
(P4~P5) : 350uH MIN @ 0.1V, 100KHZ, 8mA DC BIAS
- 3. 0 LEAKAGE INDUCTANCE: P2~P3 (WITH J1 AND J2 SHORT) : 0.3uH MAX @ 1 MHZ
P4~P5 (WITH J3 AND J6 SHORT) : 0.3uH MAX @ 1 MHZ

SIZE	DRAWING NO.	REV
A	KW-70011	01
SCALE		SHEET
N/A		2 OF 7

4. 0 INTERWINDIND: CAPACITANCE: (P2~P3) : (J1~J2) : 30pF MAX @ 1MHZ
(P4~P5) : (J3~J6) : 30pF MAX @ 1MHZ
5. 0 DC RESISTANCE: (J1~J2) : (P4~ P5) : 1. 2 OHMS MAX
6. 0 RETURN LOSS: 1MHZ TO 30MHZ : -18dB MIN
30MHZ TO 80MHZ : -12dB MIN
7. 0 DIELECTRIC WITHSTAND: (P2~P3) : (J1~J2) : 1500VAC
(P4~P5) : (J3~J6) : 1500VAC
8. 0 INSERTION LOSS: RS=RL=1000HM : -1. 1dB MIN
100KHZ TO 80MHZ
9. 0 RISE TIME: RS=100 OHMS AND RL=1000HMS : 3. 0ns MAX
OUTPUT VOLTAGE=1V PEAK : 3. 0ns MAX
PULSE WIDTH= 112ns
10. 0 CROSS TALK: 1MHZ TO 100MHZ 40dB TYP
11. 0 COMMON TO COMMON MODE ATTENUATION: 30MHZ TO 100MHZ : 35dB TYP

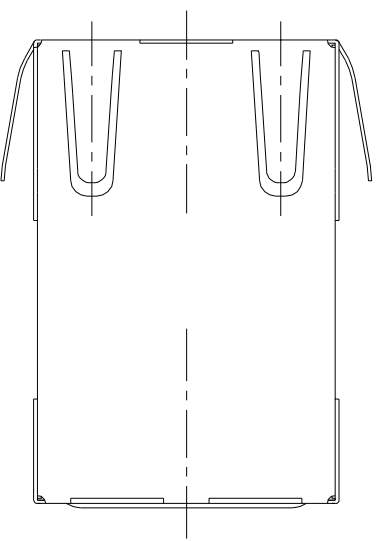
SIZE	DRAWING NO.	REV
A	KW-70011	01
SCALE		SHEET
N/A		3 OF 7

MECHANIC SPECIFICATIONS:



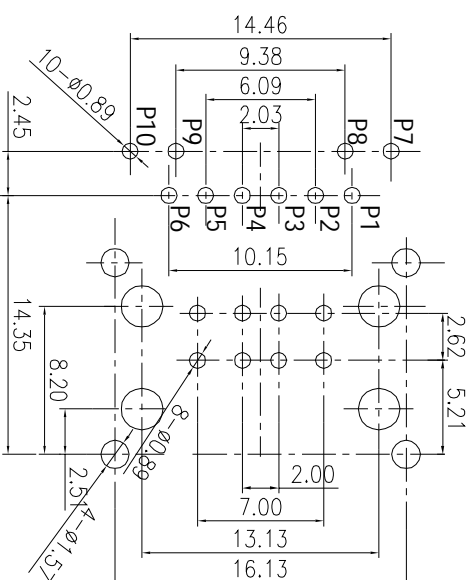
NOTES:

1. CONNECTOR MATERIALS:
 HOUSING: THERMOPLASTIC UL94 V-0
 CONTACT/SHIELD: COPPER ALLOY
 SHIELD PLATING: NICKEL OR TIN
 CONTACT PLATING: SELECTIVE GOLD,
 - 50 MICRO-INCHS MIN.
 - 30 MICRO-INCHS MIN.
 - 15 MICRO-INCHS MIN.
 - 6 MICRO-INCHS MIN.
 - 3 MICRO-INCHS MIN.
- IN CONTACT AREA
2. PIN NOT ELECTRICALLY CONNECTED MAYBE OMITTED
- SEE ELECTRICAL DRAWING FOR OMITTED PINS
3. TOLERANCES COMPLY WITH F. C. C DIMENSION REQUIREMENTS
4. WAVE SOLDER COMPATIBLE--PREHEAT 125 C DEGREE/90SECS



SIZE	DRAWING NO.	REV
A	KW-70011	01
SCALE		SHEET
N/A		4 OF 7

MECHANIC SPECIFICATIONS:




P.C.B RECOMMENDED HOLE LAYOUT SEEN FROM COMPONENT SIDE.

ALL CENTERLINE DIMENSIONS ARE BASIC

LED SPECIFICATION		
STANDARD LED	WAVELENGTH	Forward V(max)
GREEN	565nm	2.4V
YELLOW	590nm	2.5V
		TYP
		2.2V
		2.1V

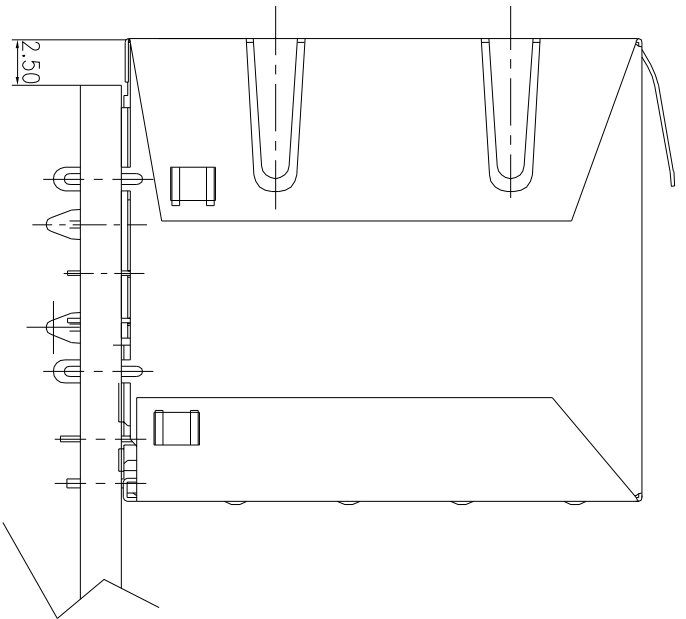
*WITH A FORWARD CURRENT OF 20mA

SIZE	DRAWING NO.	REV
A	KW-70011	01
SCALE		SHEET
N/A		5 OF 7



.015" [0.38] FROM TOP OF PCB TO BOTTOM OF OPENING:

1 SUGGESTED PANEL OPENING (N. T. S)



1. THE SUGGESTED PANEL OPENING IS INTENDED TO GIVE THE USER THE ABILITY TO HAVE REASONABLE JACK/PANEL CLEARANCES CAPABILITY.
2. ALL TOLERANCES NOT OTHERWISE SPECIFIED TO BE ± 0.005 INCH (0.13)

SIZE	DRAWING NO.	REV
A	KW-70011	01
SCALE		SHEET
N/A		6 OF 7