

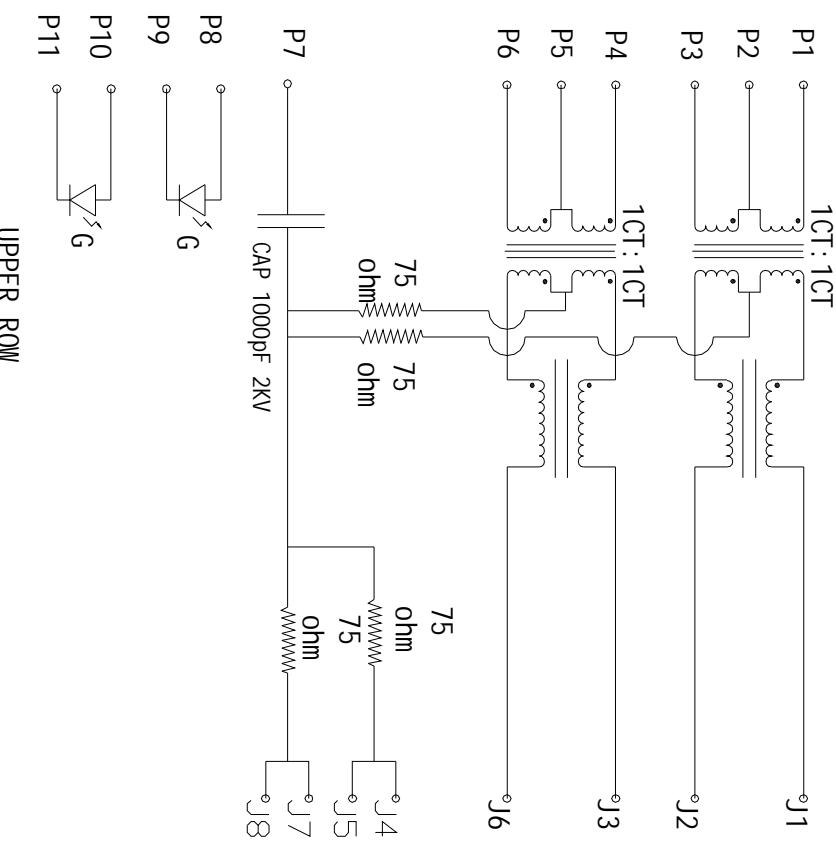
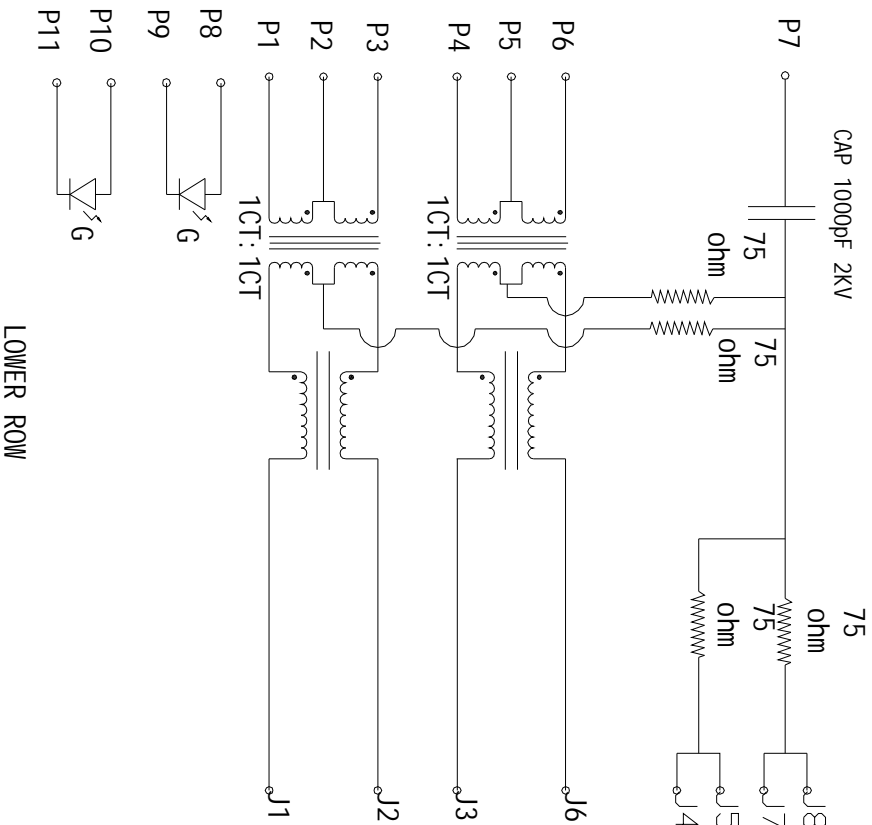
SPECIFICATION FOR APPROVAL

PRODUCT NAME: 2*1 Ports Stack Jack with
Transformer, EMI , LED, 10/100BT

PRODUCT NO : KW-30004

CUSTOMER NO :

REV : _____ DATE : _____



ELECTRICAL SPECIFICATIONS:

- 1.0 TURN RATIO: (P1~P3) : (J1~J2) : 1 : 1 ±3%
- (P4~P6) : (J3~J6) : 1 : 1 ±3%

SIZE	DRAWING NO.	REV
A	KW-30004	01
SCALE	SHEET	
N/A	2 OF 7	

2.0 INDUCTANCE: (P1~P3) 350uH MIN @0.1V, 100KHZ, 8mA DC BIAS
(P4~P6) 350uH MIN @0.1V, 100KHZ, 8mA DC BIAS

3.0 LEAKAGE INDUCTANCE: P1~P3(WITH J1 AND J2 SHORT) : 0.3uH MAX @1MHZ
P4~P6(WITH J3 AND J6 SHORT) : 0.3uH MAX @1MHZ

4.0 INTERWINDING CAPACITANCE: (P1~P3): (J1~J2) : 35pF MAX @ 1MHZ
(P4~P6): (J3~J6) : 35pF MAX @ 1MHZ

5.0 DC RESISTANCE: (J1~J2): (J3~J6) : 1.2 OHMS MAX

6.0 RETURN LOSS: 1MHZ TO 30MHZ : -18dB MIN
30MHZ TO 80MHZ : -12dB MIN

7.0 DIELECTRIC WITHSTAND: (P1~P3): (J1~J2) : 1500VAC
(P4~P6): (J3~J6) : 1500VAC

8.0 INSERTION LOSS: RS=RL=1000HM 100KHZ TO 80MHZ : -1.1dB MIN

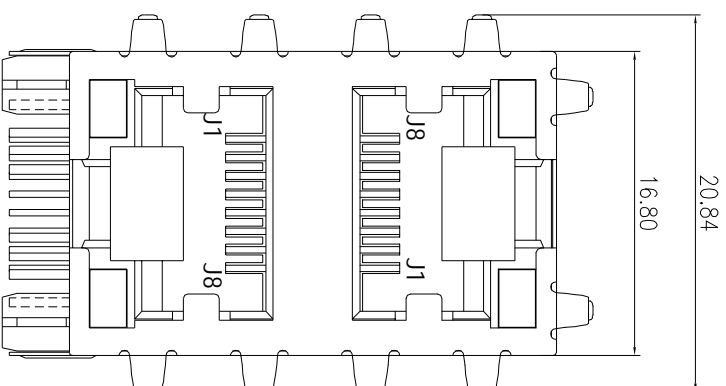
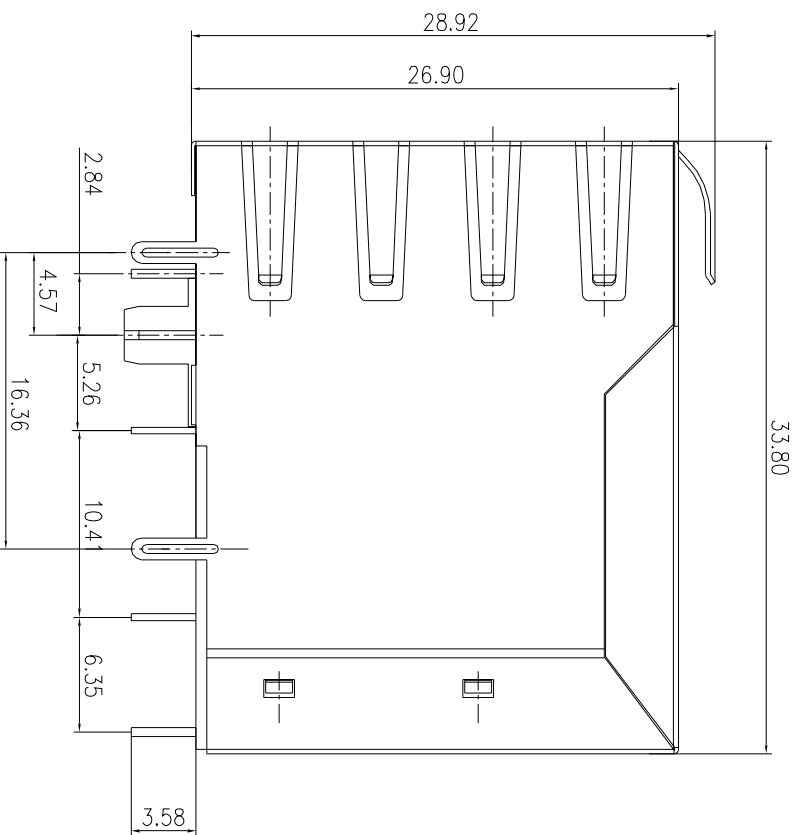
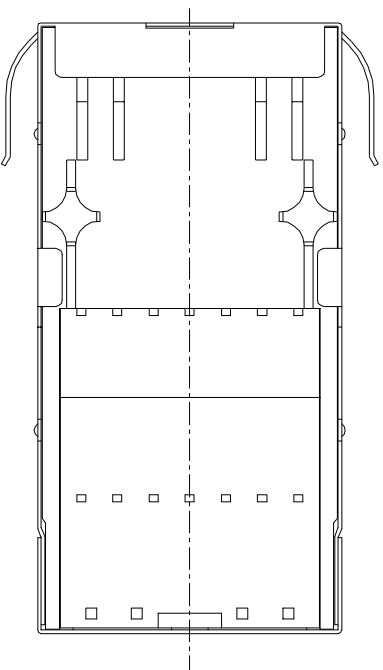
9.0 RISE TIME : RS=1000HMSAND RL=1000HMS : 3.0NS MAX
OUTPUT VOLTAGE=1V PEAK
PULSE WIDTH=112NS : 3.0NS MAX

10.0 CROSS TALK: 1MHZ TO 100MHZ 40dB TYP

11.0 COMMON TO COMMON MODE ATTENUATION: 30MHZ TO 100MHZ : 35dB TYP

SIZE	DRAWING NO.	REV
A	KW-30004	01
SCALE		SHEET
N/A		3 OF 7

MECHANIC SPECIFICATIONS:



NOTES:

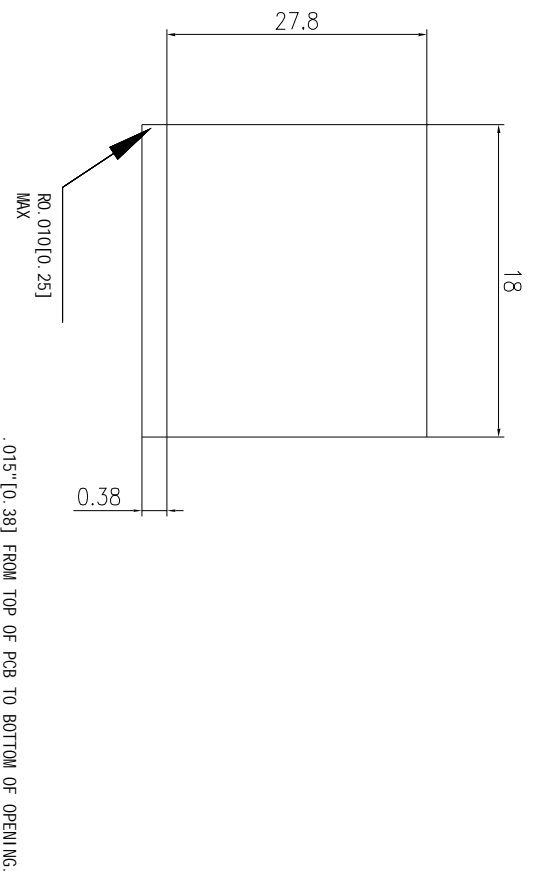
1. CONNECTOR MATERIAL:
HOUSING: THERMOPLASTIC UL94 V-0
CONTACT/SHIELD: COOPER ALLOY
SHIELD PLATING: NICKEL OR TIN
CONTACT PLATING: SELECTIVE GOLD,
- 50 MICRO-INCHS MIN
- 30 MICRO-INCHS MIN
- 15 MICRO-INCHS MIN
- 6 MICRO-INCHS MIN
- 3 MICRO-INCHS MIN



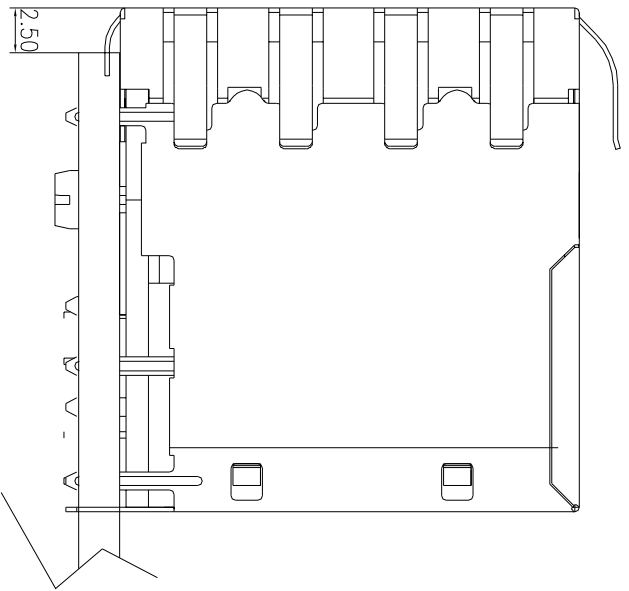
1 IN CONTACT AREA

2. PIN NOT ELECTRICALLY CONNECTED MAYBE OMITTED SEE ELECTRICAL DRAWING FOR OMITTED PINS
3. TOLERANCES COMPLY WITH F.C.C DIMENSION REQUIREMENTS
4. WAVE SOLDER COMPATIBLE-PREHEAT 125 C DEGREE/90SECS
5. ALL TOLERANCES NOT OTHERWISE SPECIFIED TO BE ± 0.1 mm.

SIZE	A	DRAWING NO.	REV
SCALE	N/A	KW-30004	01
			SHEET 4 OF 7



1 SUGGESTED PANEL OPENING (N. T. S)



- 1. THE SUGGESTED PANEL OPENING IS INTENDED TO GIVE THE USER THE ABILITY TO HAVE REASONABLE JACK/PANEL CLEARANCES CAPABILITY.
- 2. ALL TOLERANCES NOT OTHERWISE SPECIFIED TO BE ± 0.005 INCH (0.13)

SIZE	A	DRAWING NO.	KW-30004	REV	01
SCALE	N/A			SHEET	6 OF 7