

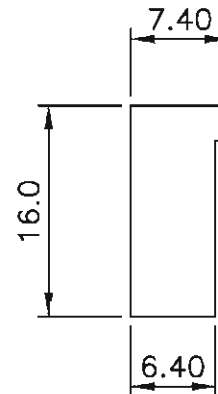
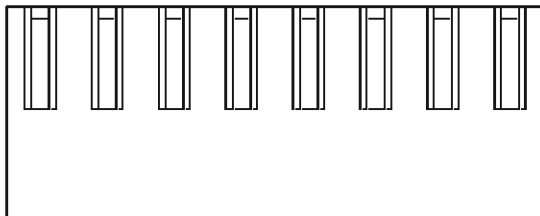
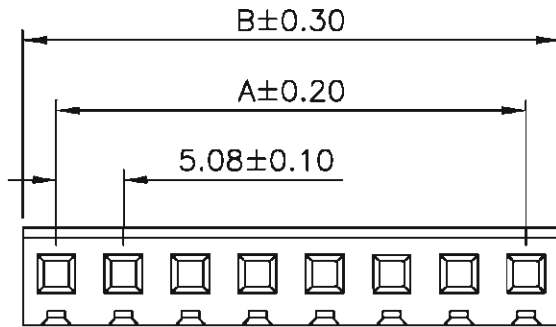
**Features:**

- \* Available in 02 through 12 Circuits
- \* Material: Nylon 66 UL94V-2
- \* Accepts YY-2500-T Crimp Terminal
- \* Mates with YY-2900-WXXS or YY-2900-WXXR Series Wafer

**Ordering information:**

**YY-2900-H XX**  
1 2

- 1 H=Housing
- 2 No. of Circuits 02~12



Circuits	Dimension mm	
	A	B
2	5.08	10.30
3	10.16	15.38
4	15.24	20.46
5	20.32	25.54
6	25.40	30.62
7	30.48	35.70
8	35.56	40.78
9	40.64	45.86
10	45.72	50.94
11	50.80	56.02
12	55.88	61.10

EDITION	DATE	MODIFY	DRAW BY	WangJM	VIEW:	TOLERANCE	5.08mm (.200") Pitch Housing	Approved by KINSWOOD ELECTRONICS CORP.
A0	2006.02.28	DRAWING	AUDITING	GUAN		.0 ±0.25	PART NO: YY-2900-HXX	
			APPROVAL	SUNNY		.00 ±0.15	DWG NO: A5081H014	
					UNIT: mm	.000 ±0.05		

FAI US E182481

Features: C

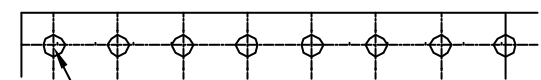
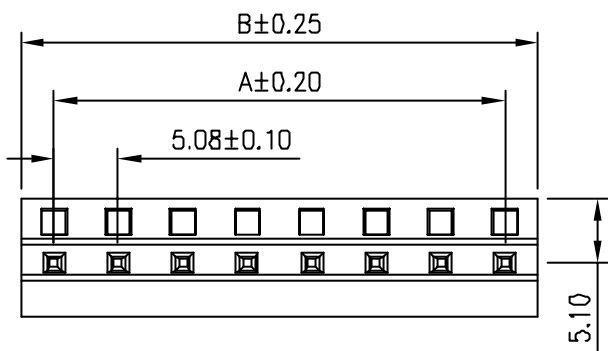
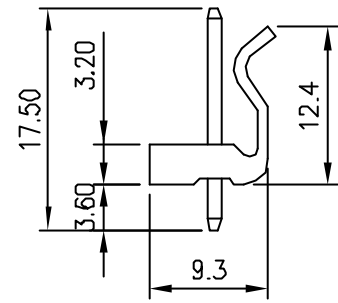
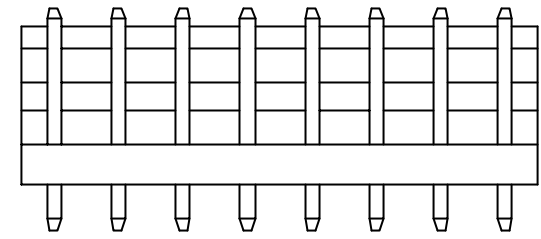
- \* Available in 02 through 15 Circuits
- \* Material: Nylon 66 UL94V-2
- \* Mates with YY-29DD-HXX Series Housing
- \* 1.14mm(.045") Squard Pin
- \* Pin Material: Brass/Tin-Plated or Gold-Plated

Ordering information:

YY-2900-W XX SX  
 1 2 3 4

- 1 W=Wafer
- 2 No. of Circuits 02~15
- 3 S=Straight
- 4 Plated: T=Tin G=Gold

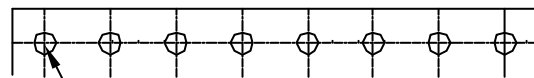
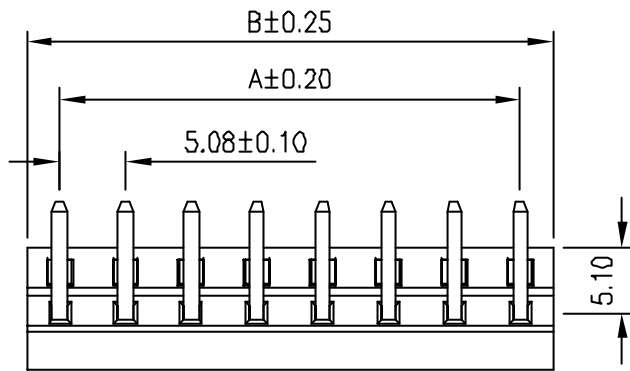
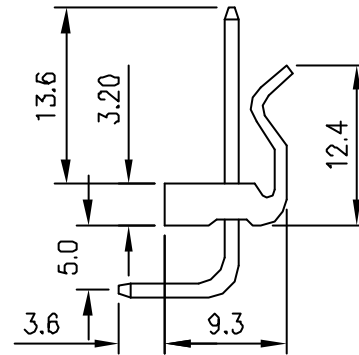
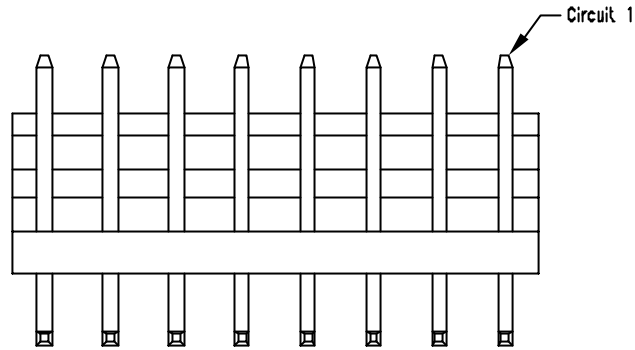
Circuits	Dimension mm	
	A	B
2	5.08	10.16
3	10.16	15.24
4	15.24	20.32
5	20.32	25.40
6	25.40	30.48
7	30.48	35.56
8	35.56	40.64
9	40.64	45.72
10	45.72	50.80
11	50.80	55.88
12	55.88	60.96
13	60.96	66.04
14	66.04	71.12
15	71.12	76.20



P.C.B Thickness 0.80~1.60mm  
 P.C.B Hole dia  $\varnothing$ 1.70mm $\pm$ 0.05

P.C.B. LAYOUT

EDITION	DATE	MODIFY	DRAW BY	WangJM	VIEW:	TOLERANCE	5.08mm(.200")Pitch Wafer	Approved by KINSWOOD ELECTRONICS CORP.
AO	2006.03.29	DRAWING	AUDITING	GUAN		.0 ±0.25	PART NO: YY-2900-WXXSX	
			APPROVAL	SUNNY		.00 ±0.15	DWG NO: A5081WS014	
					UNIT: mm	.000 ±0.05	REV. AO	



P.C.B Thickness 0.80~1.60mm  
P.C.B Hole dia  $\varnothing 1.70\text{mm} \pm 0.05$

P.C.B. LAYOUT

**Features:** C

- \* Available in 02 through 12 Circuits
- \* Material: Nylon 66 UL94V-2
- \* Mates with YY-2900-HXX Series Housing
- \* 1.14mm(.045") Squard Pin
- \* Pin Material: Brass/Tin-Plated or Gold-Plated

**Ordering information:**

YY-2900-W XX R X  
                  1 2 3 4

- 1 W=Wafer
- 2 No. of Circuits 02~12
- 3 R=Right
- 4 Plated: T=Tin G=Gold

Circuits	Dimension mm	
	A	B
2	5.08	10.16
3	10.16	15.24
4	15.24	20.32
5	20.32	25.40
6	25.40	30.48
7	30.48	35.56
8	35.56	40.64
9	40.64	45.72
10	45.72	50.80
11	50.80	55.88
12	55.88	60.96

EDITION	DATE	MODIFY	DRAW BY	WangJM	VIEW:	TOLERANCE			5.08mm(.200")Pitch Wafer	Approved by KINSWOOD ELECTRONICS CORP.
A0	2006.03.29	DRAWING	AUDITING	GUAN		.0	±0.25	PART NO: YY-2900-WXXRX		
			APPROVAL	SUNNY	UNIT: mm	.00	±0.15	DWG NO: A5081WR014		
						.000	±0.05	REV. A0		